

Adjustable Shelf Spring Clip



**These 3 colour, Adjustable Shelf Spring Clips are installed on all cabinetry manufactured as of March 14, 2022**

- Non finished interior adjustable shelves are manufactured with an integral machined in locking spring clip.
- Click [here](#) for colour matching of Spring clip to interior colour

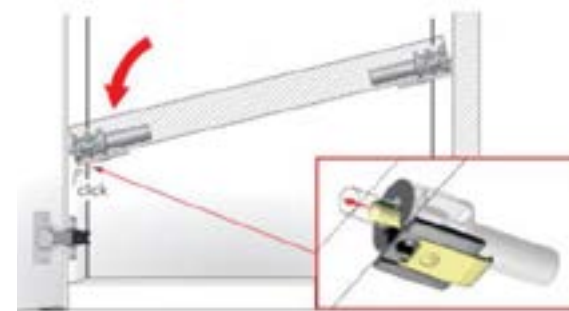
To Remove Shelf



- Retract both spring loaded shelf clips on one side of shelf.
- Use fingernail, or Adjustment tool (shown Right) in slot and push towards the center of shelf until it locks.
- Pivot shelf up on the side that you retracted the shelf pins.
- Remove shelf.

To Re-set Shelf

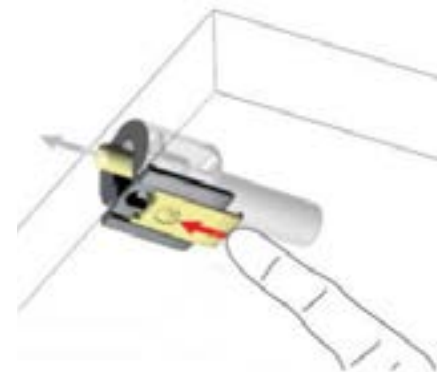
- Move shelf to new location, allow 2 pins (extended, non-locked side) to insert into the desired hole location.



- Pivot shelf down so that it is level



- Pins should snap in place, if not, press the back of the extended pin cover with your finger



Adjustment Tool



- Pinch and open black, back cover
- remove and install 1/8" flat screw driver bit

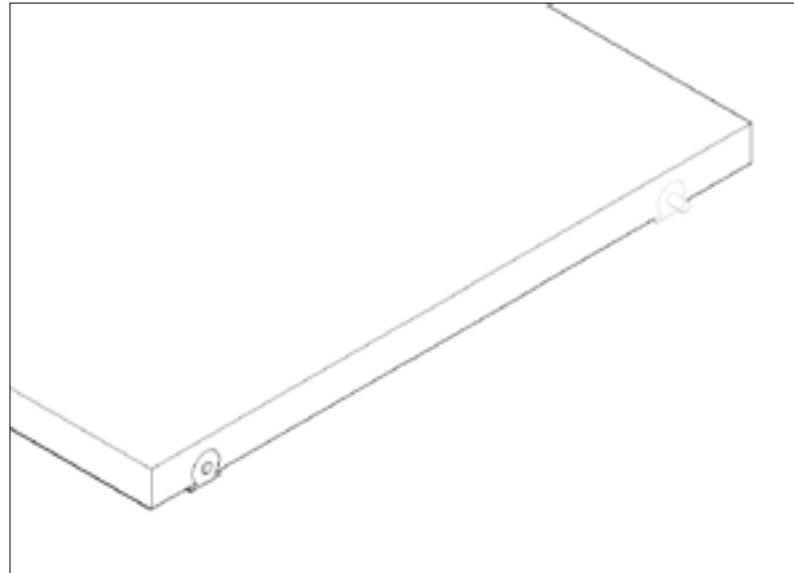


- Shown with Light On

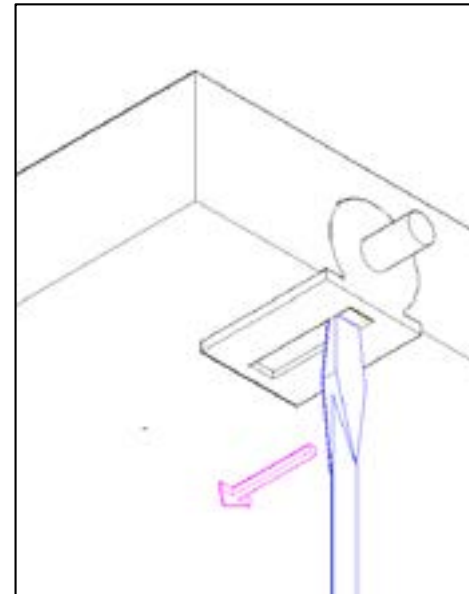
Adjustable Shelf Spring Clip



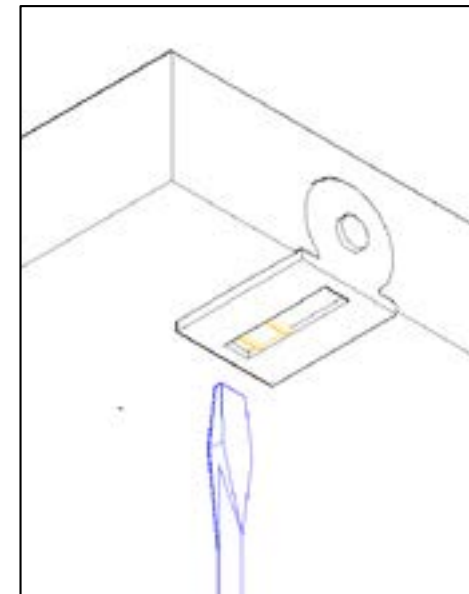
Adjustable Shelf Spring Clips are installed on all cabinetry manufactured From January 1, 2004 until March 11, 2022



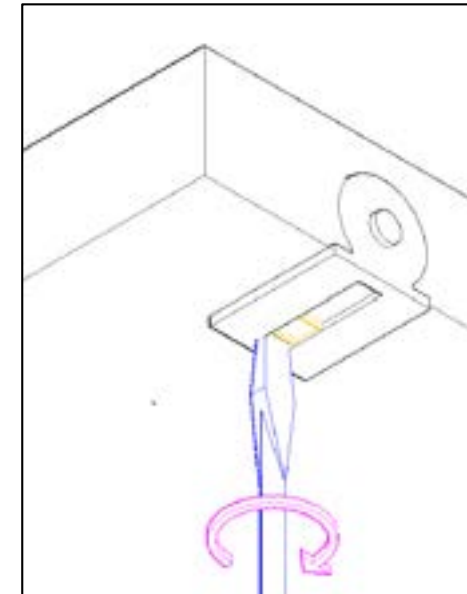
**ADJUSTABLE SHELF SPRING CLIP  
INSTALLED IN NON FINISHED  
INTERIOR ADJUSTABLE SHELVES  
JAN 1/2004 TO MARCH 14/2022**



**To remove shelf:**  
Retract both spring loaded shelf clips on one side of shelf. Use 1/8" slot screwdriver in metal notch and pull towards the center of shelf until it locks. Lift shelf out.



**To re-set shelf:**  
Move shelf to new location, allow 2 spring clips (non locked side) to insert into the desired hole location. Line up shelf and use a 1/8" slot screwdriver to release the "locked" shelf clip. For best results, insert the head of the screwdriver between the plastic casing and the back of the metal notch and rotate 1/4 turn clockwise to release the spring clip.



Artcraft  
kitchens®  
4417 Kent Avenue  
Niagara Falls, Ontario, L2H 1J1  
Phone: (905) 354-5657  
Fax: (905) 354-0440

JOB NUMBER:      ITEM NUMBER:

CUSTOMER:

TAG:

DWG TITLE:  
**NEW  
ADJUSTABLE  
SHELF SPRING CLIP**

MASTER (VARIO) NAME:

DRWN BY: RICH      SCALE:  
DATE: /2004      1:10

FILENAME: AS\_SPRINGCLIP

NOTES:  
TO BE USED WITH INTERNAL  
CABINETS ONLY. STAINED INT.  
OR OPEN SHELF CABINET TO USE  
EXISTING CHROME SHELF CLIP

APP. ENGINEERING:

APPROVED DEALER      PAGE:  
SIGNATURE: